MWM5-TACH-DCCP2 - Digital Tachometer, Wall Mount, Plastic Weatherproof Enclosure, DC Powered, 10' CP2 Shielded Mating Cable Set

MWM5-TACH-DCCP2, DIGITAL TACHOMETER, WALL MOUNTABLE 4.5" x 3.5" x2.2" BOX, CP2 MATING CONNECTOR, DC POWER

ENCLOSURE MATERIAL:
94V-2 NEMA 4X
POLYCARBONATE

PROGRAMMING:
SHIPPED PROGRAMMED
TO YOUR NEEDS

SENSOR CONNECTION
FEMALE 3 PIN METRI-PACK 280
12V DC POWER TO SENSOR

DISPLAY:
8 DIGIT, 0.46" LED

POWER CONNECTION
MALE 2 PIN MULTI CON-X
**MATE INCLUDED

OTHER OPTIONS AVAILABLE
*CONTACT US FOR QUOTE
-AC POWERED VERSION
-COUNT/QUADRATURE
-RELAY OUTPUT (1 SET-POINT)
-DIFFERENT CONNECTIONS

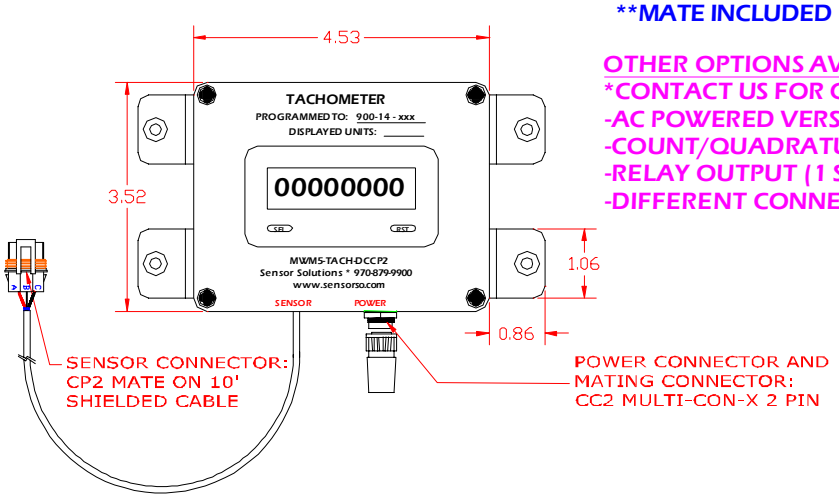

REV A

SENSOR CONNECTION

CP2-SB10, 3 Pin Female Packard 280 w/10' Shielded Cable

CONNECTOR: DELPHI METRI-PACK, 280 SERIES
SEALED 3-WAY, FEMALE, PN 12040977
SHIELDED CABLE: 22AWG PVC, 105°C

FEATURES
*TEMPERATURE, CHEMICAL, ABRASION RESISTANT
*STANDARD ISO 2.8mm CONFIGURATION
*CONNECTOR: -40C - 125C TEMPERATURE RANGE
*TRIPLE RIB PERIPHERAL SILICONE RUBBER SEALS

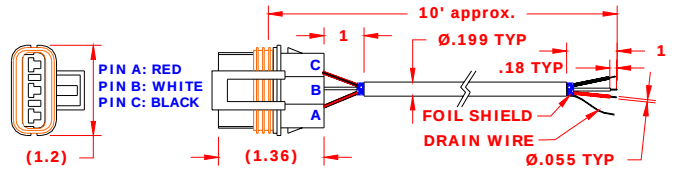

Rev B
MATES WITH CP2 SENSORS
DIM=INCH

THIS TACHOMETER IS COMPATIBLE WITH SINGLE CHANNEL SENSORS WITH DELPHI METRI-PACK 280 CONNECTORS.

TACHOMETER DELIVERED PREPROGAMMED FOR YOUR SENSOR, TARGET, AND DETECTION RANGE

Connections Chart		
Pin A	Red	Vcc
Pin B	White	Vout
Pin C	Black	Ground
CP2 Conn. Chart		

MWM5-TACH-DCCP2 - Digital Tachometer, Wall Mount, Plastic Weatherproof Enclosure, DC Powered, 10' CP2 Shielded Mating Cable Set

TACH-DC, Electrical & Functional Specifications

ABSOLUTE MAX LIMITS	CONDITIONS	MAX	UNITS
Power	AC Input Voltage	9-28	Volts DC
Maximum Frequency	Operating	20	KHz
Minimum Frequency	Operating	0.01 (min)	Hz

ELECTRICAL SPECS	CONDITIONS	MIN	MAX	UNITS
Temperature Range	Operating	-35	+75	Deg C
Temperature Range	Storage / No Power	-35	+85	Deg C
Humidity	Operating / Storage	0	85	% RH
Vibration (x,y,z) direction	IEC 68-2-6	-----	500	Hz
Shock (x,y,z) direction	IEC 68-2-27	-----	40	g

PROGRAMMED PARAMETERS	MIN	MAX	PROGRAMMING	UNITS
Count or Rate	-----	-----		
Counter A: Scale	0.0001	99.999		
Counter A: Count Direction	Normal	Reverse		
Counter B: Scale	0.0001	99.999		
Counter B: Batch Count * (1 or 2 Setpoints)				
Rate: Scaling Display Value	0	999999		
Rate: Scaling Input Value	0.1	99999.9		
Rate: Low Update Time	0.1	99.9		sec
Rate: High Update Time (zero)	0.2	99.9		sec
* REQUIRES ADDITIONAL SETPOINT OUTPUT OPTION CARD				

Rev A

POWER CONNECTION

Connections Chart

Pin 1	Vcc +
Pin 2	Gnd -
CC2-DC power	

CC2 and Mate, 2 pin Conxall Connector for DC Power

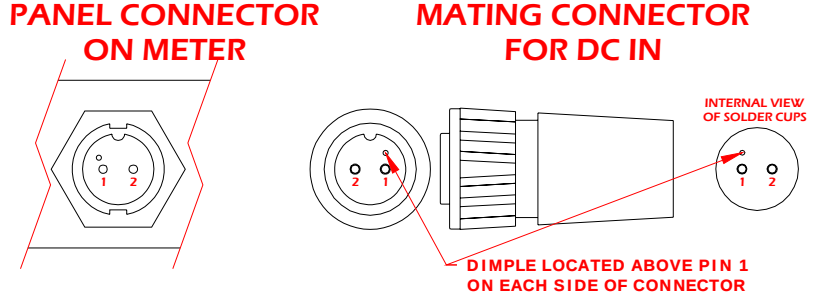

Rev A

DIM=INCH